



FEBRUARY 2013

# UNIVERSITY UHNW ALUMNI RANKINGS

SPECIAL REPORT

SINGAPORE | BEIRUT | BUDAPEST | GUANGZHOU | HONG KONG | KUALA LUMPUR  
LONDON | LUGANO | MADRID | MUMBAI | NEW YORK | SYDNEY



**Wealth-X** is the global ultra high net worth (UHNW) prospecting, intelligence and wealth due diligence firm. Wealth-X provides its members with qualified prospects and intelligence on UHNWIs along with the privately-held companies they control. We work with 8 of the top 10 global private banks, leading educational institutions, not-for-profit organisations and luxury brands.

The Wealth-X database offers exclusive details on ultra wealthy individuals, including their wealth, income, passions, philanthropic interests, affiliations, politics, advisors, families and biographies.

Wealth-X, the global authority on UHNW individuals and the worldwide standard for professionals working with the ultra affluent, is indispensable for private bankers, professional fundraisers and luxury brands.

Headquartered in Singapore, the company has offices in Beirut, Budapest, Guangzhou, Hong Kong, Kuala Lumpur, London, Lugano, Madrid, Mumbai, New York and Sydney.

## Wealth-X Solutions

Our Vision is to create a perfect market between those individuals with substantial financial means and those with authentic reasons to engage them.

We do this by developing deep insights through detailed research on Ultra High Net Worth Individuals (UHNWIs).

Compiled by our team of over 200 global researchers, we deliver detailed Dossiers through our online database and provide our clients with the information and support they need to qualify new prospects, build meaningful relationships and win business.

Our solutions help Private Bankers, Prospect Researchers, Fundraisers, Marketing Executives and Business Developers reduce time spent on research and prospect development and increase their focus on understanding clients and prospects.

### WEALTH-X PROFESSIONAL

Grow your UHNW business through real-time, searchable intelligence

Wealth-X Professional is a platform where our members access detailed Dossiers on UHNWIs compiled from over 1,100 sources with coverage of 160 countries. Wealth-X is the industry standard, having a highly structured online database containing thousands of UHNW Dossiers that highlight wealth, interests, affiliations, advisors, families, biographies and news. Clients receive regular updates on UHNW individuals, latest industry insight and automated newsfeeds with a focus on the UHNW segment in various geographies. Membership includes access to Bespoke Dossiers and a dedicated Concierge Service to support your business development and client engagement activities.

### WEALTH-X SCREENING

Find the real potential in your Global Prospect Base and boost your probability of success by qualifying and focusing your efforts on the right prospects

Wealth-X Screening is the only solution for identifying UHNWIs within global prospects lists. Our solution is unique as it leverages Wealth-X's proprietary valuation methodologies and our extensive research capability to assess, name-by-name, the UHNW status of your prospects and delivers you a firm foundation for action.

## WEALTH-X DILIGENCE

Enhance your compliance assessment with comprehensive, consolidated information that helps wealth managers proactively address compliance, reputation and business risk.

Wealth-X helps you close the gaps in your compliance approach by providing a comprehensive assessment of the sources of your client's wealth. Our expert research team can help you acquire the full picture of your client's Asset Holdings from the sources of their first million dollars right up to the total value of their assets today.

## WEALTH-X TRAINING

Accelerate your team's business development success and understanding of what is important to UHNWIs through hands-on training delivered by industry experts.

Wealth-X Training combines our significant research and analysis with our expertise in supporting clients in the development of successful long-term relationships with UHNWIs to deliver the knowledge your team needs to be successful in client acquisition and retention. We focus our training approach on helping your team understand what is critical for UHNWIs:

- Family Structures and Wealth Transfer
- Lifestyle and Luxury
- Philanthropy
- UHNWI specific business development approaches

## WEALTH-X ADVISORY

Fuel your business strategy using Wealth-X's unique insights and experience in UHNW business development to enhance your success in winning new business

Wealth-X offers bespoke advisory that supports your organization's success in client acquisition and business development. Combining our detailed intelligence with unique insights we have developed through our research and personal experience in UHNW business development, we can support your organisation in developing the right foundation for success:

- Assess your Share of Wallet and Market Share
- Develop client segmentation
- Cluster analysis to understand behavior patterns and demographics

## Methodology Definition

---

### UHNWIs

UHNWIs are individuals with a net worth of at least US\$30 million after accounting for shares in public and private companies, residential and investment properties, art collections, aircraft, cash and other assets.

### Methodology

Wealth-X has carefully investigated and verified the information provided. However, we cannot undertake any liability for and do not offer any guarantee of the accuracy, completeness and topicality of the information provided.

Wealth-X Research reviews hundreds of wealth identifiers using more than 1,100 intelligence sources: paid and open source, online and in print. Our highly skilled analysts assess all asset holdings, including privately and publicly held businesses and investible assets; inclusive of real estate, aircraft, yachts, artwork and collectibles.

Using our proprietary valuation model, we complete a total Net Worth valuation. In addition, we calculate Liquid Assets by taking into consideration both positive cash flows; including received salaries, bonuses, dividends and asset sales; as well as negative cash flows; including major gifts, asset purchases, paid taxes and debt. This process is meticulous in order to present the best understanding and analysis of an individual's wealth.

Wealth-X considers an UHNW alumnus as belonging to the university(s) where he or she graduated. Both undergraduate and graduate degrees are counted. Honorary degrees are not included.

## CONTENTS

07....	Executive Summary
08....	Global Universities Alumni
10...	Global Universities Alumni League Table
11....	Source of Wealth and Gender Representation
13....	UHNW Alumni Source of Wealth and Gender Representation
14....	Billionaire Alumni League Table
15....	International Universities
17...	International Universities League Table
18....	U.S. Private Universities
20....	U.S. Private Universities League Table
21....	U.S. Public Universities
23....	U.S. Public Universities League Table



## Global Universities Alumni Executive Summary

---

The University UHNW Alumni Rankings Special Report is a groundbreaking study that ranks global universities based on the number of ultra high net worth (UHNW) alumni.

### General Overview

American universities are home to the largest UHNW Alumni populations, with 85% representation in the ranking.

Harvard University tops the table with highest UHNW Alumni Population and highest Total Net Worth for its UHNW Alumni.

The prestigious institution is also alma mater to 52 billionaires, the largest number of billionaire alumni globally.

Only 3 U.S. public universities are featured in the global universities alumni league table.

The University of Virginia is the highest ranked public university, followed by the University of California, Berkeley and the University of Michigan.

The population of UHNW alumni from the top 20 US public universities outnumbers that of the top 20 international universities.

Only 3 out of the global top 20 are non-U.S. universities.

MIT UHNW alumni have the highest average net worth of US\$ 257 million.

Gender representation is highly skewed with male dominance in all institutions in the report.

Monash University has the highest female representation at 17% in the entire report.

MIT has the lowest female representation at 2%.

Wealth source analysis shows the University of Virginia has the highest percentage of self made UHNW alumni at 78%.

University of Mumbai has the highest percentage of UHNW Alumni who have inherited their wealth at 27% as well as the highest percentage of UHNW Alumni who have inherited wealth and proceeded to create fortunes of their own at 29%

### International University Rankings Table

Oxford University emerged as the top university in the rankings followed by the University of Mumbai and the University of Cambridge.

### Top 10 Billionaire Alumni Table

The University of Cambridge is the only non-U.S. institution appearing on the table.

### Top 20 U.S. Private Universities Rankings Table



All of the ivy league university are featured amongst the top 20.

The total UHNW alumni population of the top 20 U.S. private institution is 13,374, which is 3.4x of the same measure for the top 20 U.S public institutions.


### International University Rankings

Eight different countries are represented in the table.


Global Universities Alumni




HARVARD UNIVERSITY




UNIVERSITY OF PENNSYLVANIA




STANFORD UNIVERSITY




COLUMBIA UNIVERSITY




NEW YORK UNIVERSITY




UNIVERSITY OF CHICAGO




MASSACHUSETTS INSTITUTE OF TECHNOLOGY



YALE UNIVERSITY




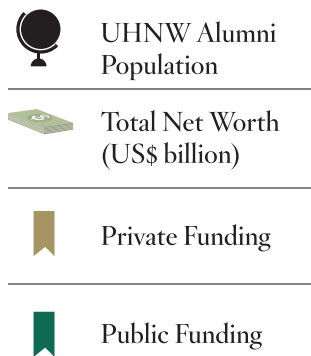
CORNELL UNIVERSITY




PRINCETON UNIVERSITY



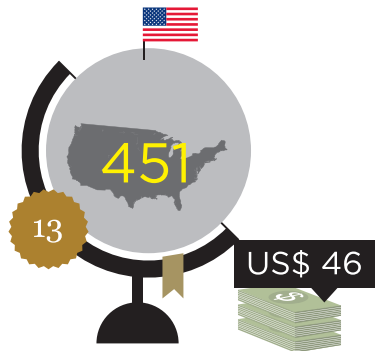
Global Universities Alumni



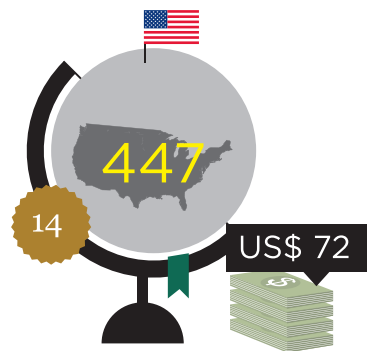
UNIVERSITY OF VIRGINIA




BOSTON UNIVERSITY




NORTHWESTERN UNIVERSITY




UNIVERSITY OF CALIFORNIA, BERKLEY



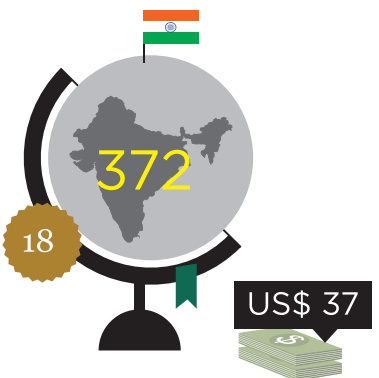
UNIVERSITY OF MICHIGAN




OXFORD UNIVERSITY




UNIVERSITY OF SOUTHERN CALIFORNIA



UNIVERSITY OF MUMBAI



UNIVERSITY OF CAMBRIDGE



BROWN UNIVERSITY

TOTAL 14,355 UHNWIs US\$ 2,359 billion

## Global Universities Alumni League Table

GLOBAL RANK	UNIVERSITY	UHNW ALUMNI POPULATION	TOTAL NET WORTH (\$US billion)	COUNTRY	PRIVATE/PUBLIC FUNDING
1	Harvard University	2,964	622	United States	Private
2	University of Pennsylvania	1,502	242	United States	Private
3	Stanford University	1,174	171	United States	Private
4	Columbia University	889	116	United States	Private
5	New York University	828	110	United States	Private
6	University of Chicago	658	144	United States	Private
7	Massachusetts Institute of Technology	581	172	United States	Private
8	Yale University	568	125	United States	Private
9	Cornell University	528	60	United States	Private
10	Princeton University	508	70	United States	Private
11	University of Virginia	499	31	United States	Public
12	Boston University	491	38	United States	Private
13	Northwestern University	451	46	United States	Private
14	University of California, Berkeley	447	72	United States	Public
15	University of Michigan	410	70	United States	Public
16	Oxford University	401	51	United Kingdom	Public
17	University of Southern California	374	66	United States	Private
18	University of Mumbai	372	37	India	Public
19	University of Cambridge	361	93	United Kingdom	Public
20	Brown University	349	23	United States	Private
TOTAL		14,355	2,359		

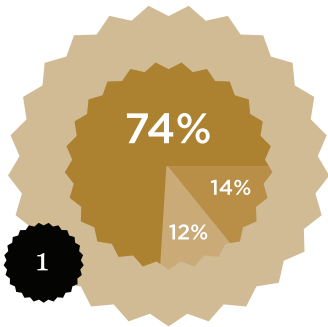
Source of Wealth and Gender Representation

SOURCE OF WEALTH

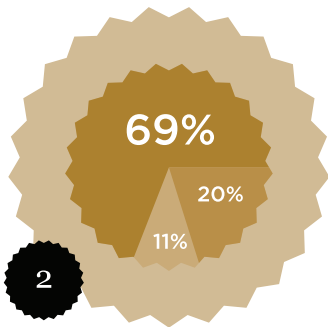
- % Self Made
- % Inherited
- % Inherited/Self Made

GENDER REPRESENTATION

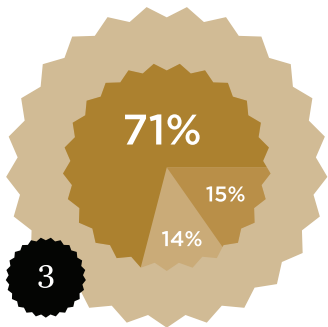
- % Male
- % Female



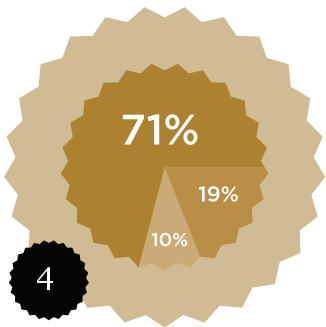
HARVARD UNIVERSITY



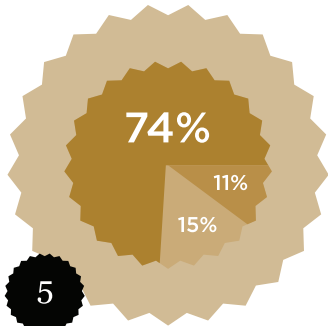
UNIVERSITY OF PENNSYLVANIA



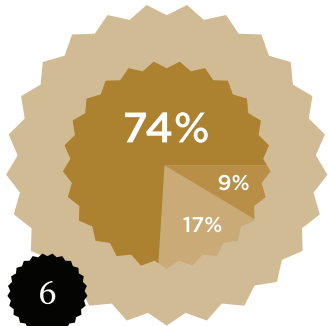
STANFORD UNIVERSITY



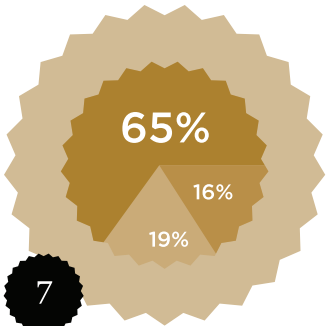
COLUMBIA UNIVERSITY



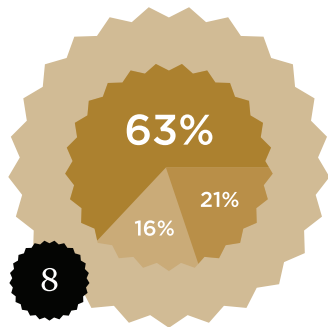
NEW YORK UNIVERSITY



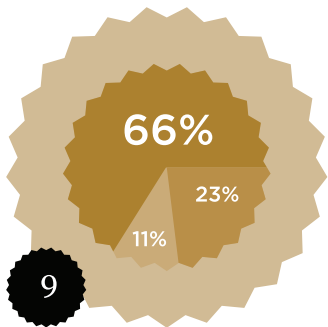
UNIVERSITY OF CHICAGO



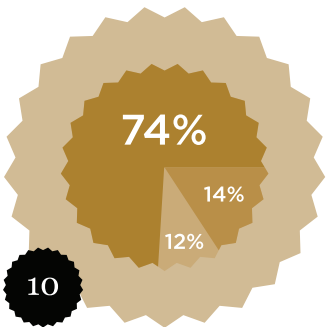
MASSACHUSETTS INSTITUTE OF TECHNOLOGY



YALE UNIVERSITY



CORNELL UNIVERSITY



PRINCETON UNIVERSITY

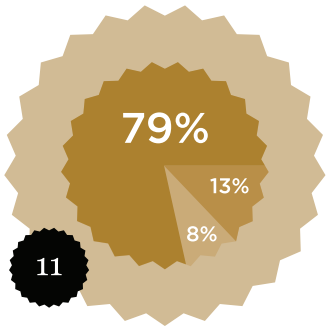
Source of Wealth and Gender Representation

SOURCE OF WEALTH

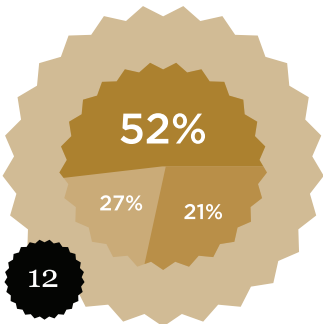
- % Self Made
- % Inherited
- % Inherited/Self Made

GENDER REPRESENTATION

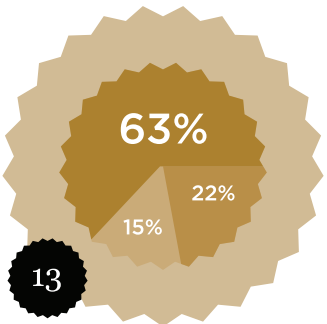
- % Male
- % Female



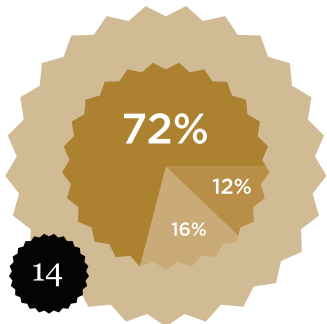
UNIVERSITY OF VIRGINIA



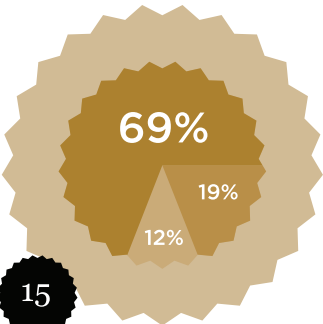
BOSTON UNIVERSITY



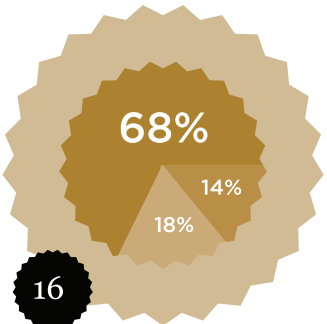
NORTHWESTERN UNIVERSITY



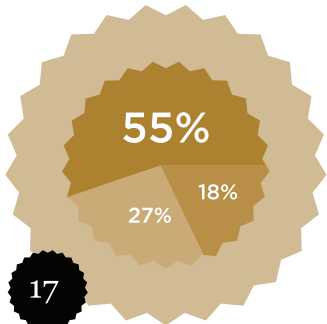
UNIVERSITY OF CALIFORNIA, BERKLEY



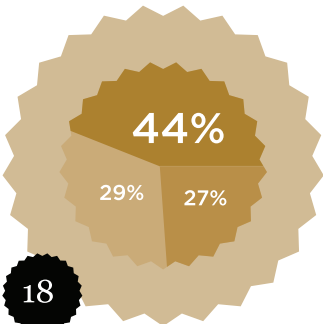
UNIVERSITY OF MICHIGAN



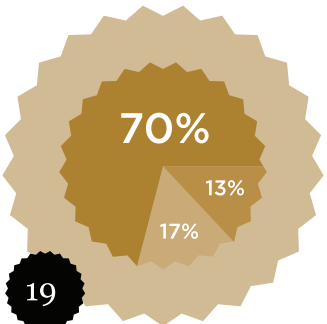
OXFORD UNIVERSITY



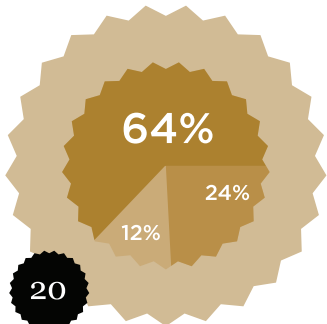
UNIVERSITY OF SOUTHERN CALIFORNIA



UNIVERSITY OF MUMBAI



UNIVERSITY OF CAMBRIDGE



BROWN UNIVERSITY

## UHNW Alumni Source of Wealth and Gender Representation

GLOBAL RANK	UNIVERSITY	SOURCE OF WEALTH			GENDER REPRESENTATION	
		% INHERITED	% INHERITED/ SELF MADE	% SELF MADE	FEMALE	MALE
1	Harvard University	14%	12%	74%	8%	92%
2	University of Pennsylvania	20%	11%	69%	6%	94%
3	Stanford University	15%	14%	71%	7%	93%
4	Columbia University	19%	10%	71%	8%	92%
5	New York University	11%	15%	74%	10%	90%
6	University of Chicago	9%	17%	74%	3%	97%
7	Massachusetts Institute of Technology	16%	19%	65%	2%	98%
8	Yale University	21%	16%	63%	4%	96%
9	Cornell University	23%	11%	66%	10%	90%
10	Princeton University	14%	12%	74%	4%	96%
11	University of Virginia	13%	8%	79%	5%	95%
12	Boston University	21%	27%	52%	13%	87%
13	Northwestern University	22%	15%	63%	15%	85%
14	University of California, Berkeley	12%	16%	72%	8%	92%
15	University of Michigan	19%	12%	69%	8%	93%
16	Oxford University	14%	18%	68%	6%	94%
17	University of Southern California	18%	27%	55%	8%	92%
18	University of Mumbai	27%	29%	44%	11%	89%
19	University of Cambridge	13%	17%	70%	12%	88%
20	Brown University	24%	12%	64%	14%	86%


## Billionaire Alumni League Table

---

BILLIONAIRE RANK	UNIVERSITY	BILLIONAIRE ALUMNI POPULATION	TOTAL WEALTH OF BILLIONAIRE ALUMNI (\$US billion)	NOTABLE BILLIONAIRE ALUMNUS
1	Harvard University	52	205	Jorge Lemann
2	University of Pennsylvania	28	112	Ronald Perelman
3	Stanford University	27	76	Sergey Brin
4	New York University	17	68	John Paulson
5	Columbia University	15	96	S. Robson Walton
6	Massachusetts Institute of Technology	15	114	David Koch
7	Cornell University	14	35	Robert Ziff
8	University of Southern California	14	32	George Lucas Jr.
9	Yale University	13	77	Forrest Mars Jr
10	University of Cambridge	11	48	David Thomson



International Universities  
\*by UHNW Alumni Count  
(Excludes U.S. Universities)



UNIVERSITY OF OXFORD



UNIVERSITY OF MUMBAI



UNIVERSITY OF CAMBRIDGE



LONDON SCHOOL OF ECONOMICS AND POLITICAL SCIENCE



UNIVERSITY OF SYDNEY



UNIVERSITY OF DELHI



INSEAD



UNIVERSITY OF NEW SOUTH WALES




NATIONAL UNIVERSITY OF SINGAPORE



TSINGHUA UNIVERSITY

International Universities  
\*by UHNW Alumni Count  
(Excludes U.S. Universities)



PEKING UNIVERSITY



MCGILL UNIVERSITY



IMPERIAL COLLEGE LONDON



UNIVERSITY OF MELBOURNE



UNIVERSITY OF TORONTO



MONASH UNIVERSITY



TRINITY COLLEGE DUBLIN



LONDON BUSINESS SCHOOL



UNIVERSITY OF TECHNOLOGY, SYDNEY



UNIVERSITY COLLEGE LONDON

TOTAL

3,756

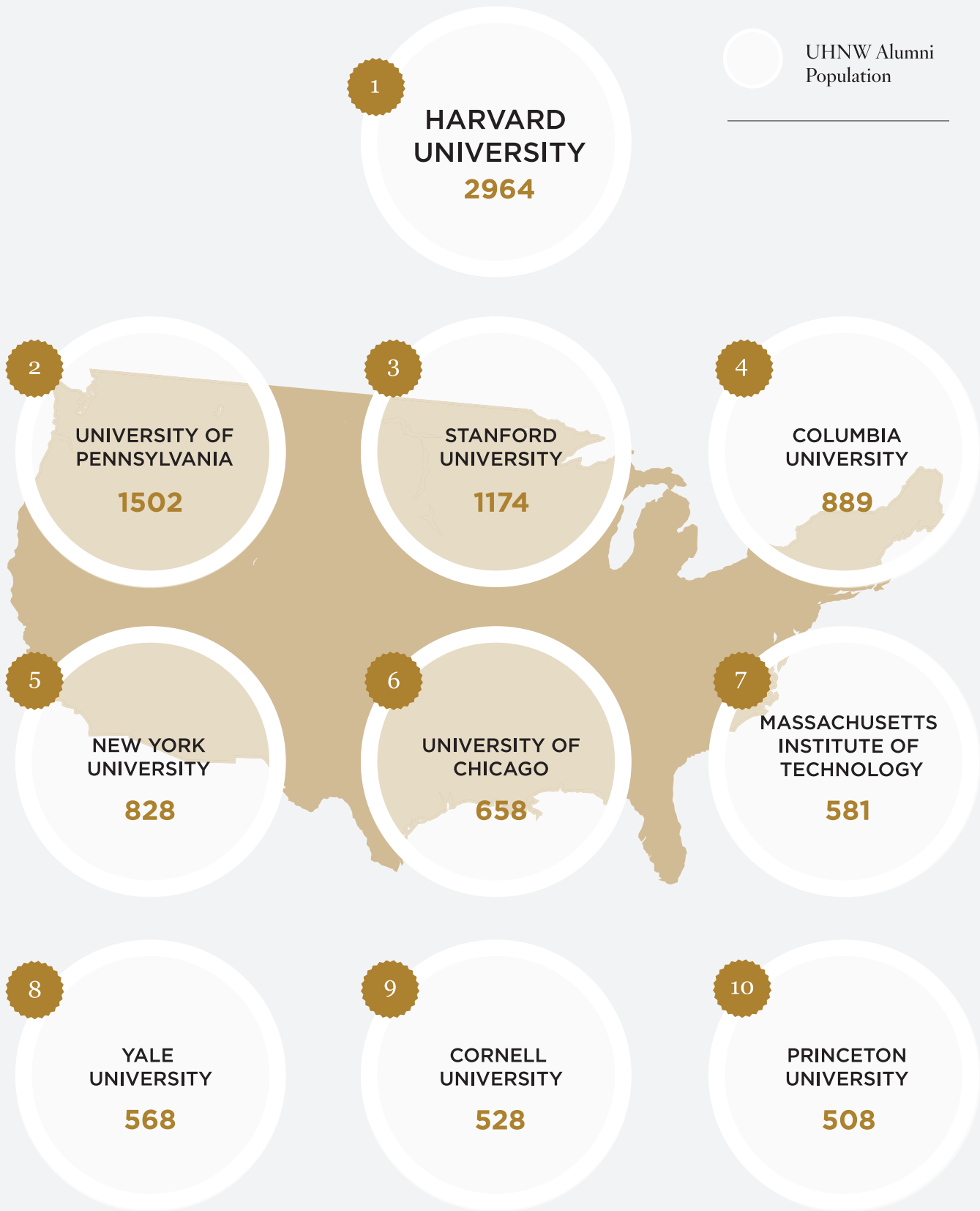
## International Universities League Table

INTERNATIONAL RANK	UNIVERSITY	UHNW ALUMNI POPULATION	COUNTRY	PRIVATE/PUBLIC FUNDING
1	University of Oxford	401	United Kingdom	Public
2	University of Mumbai	372	India	Public
3	University of Cambridge	361	United Kingdom	Public
4	London School of Economics and Political Science	273	United Kingdom	Public
5	University of Sydney	247	Australia	Public
6	University of Delhi	229	India	Public
7	Insead	211	France	Private
8	University of New South Wales	176	Australia	Public
9	National University of Singapore	163	Singapore	Public
10	Tsinghua University	155	China	Public
11	Peking University	136	China	Public
12	McGill University	128	Canada	Public
13	Imperial College London	127	United Kingdom	Public
14	University of Melbourne	123	Australia	Public
15	University of Toronto	123	Canada	Public
16	Monash University	115	Australia	Public
17	Trinity College Dublin	110	Ireland	Public
18	London Business School	106	United Kingdom	Public
19	University of Technology, Sydney	101	Australia	Public
20	University College London	99	United Kingdom	Public

\*by UHNW Alumni Count (Excludes U.S Universities)

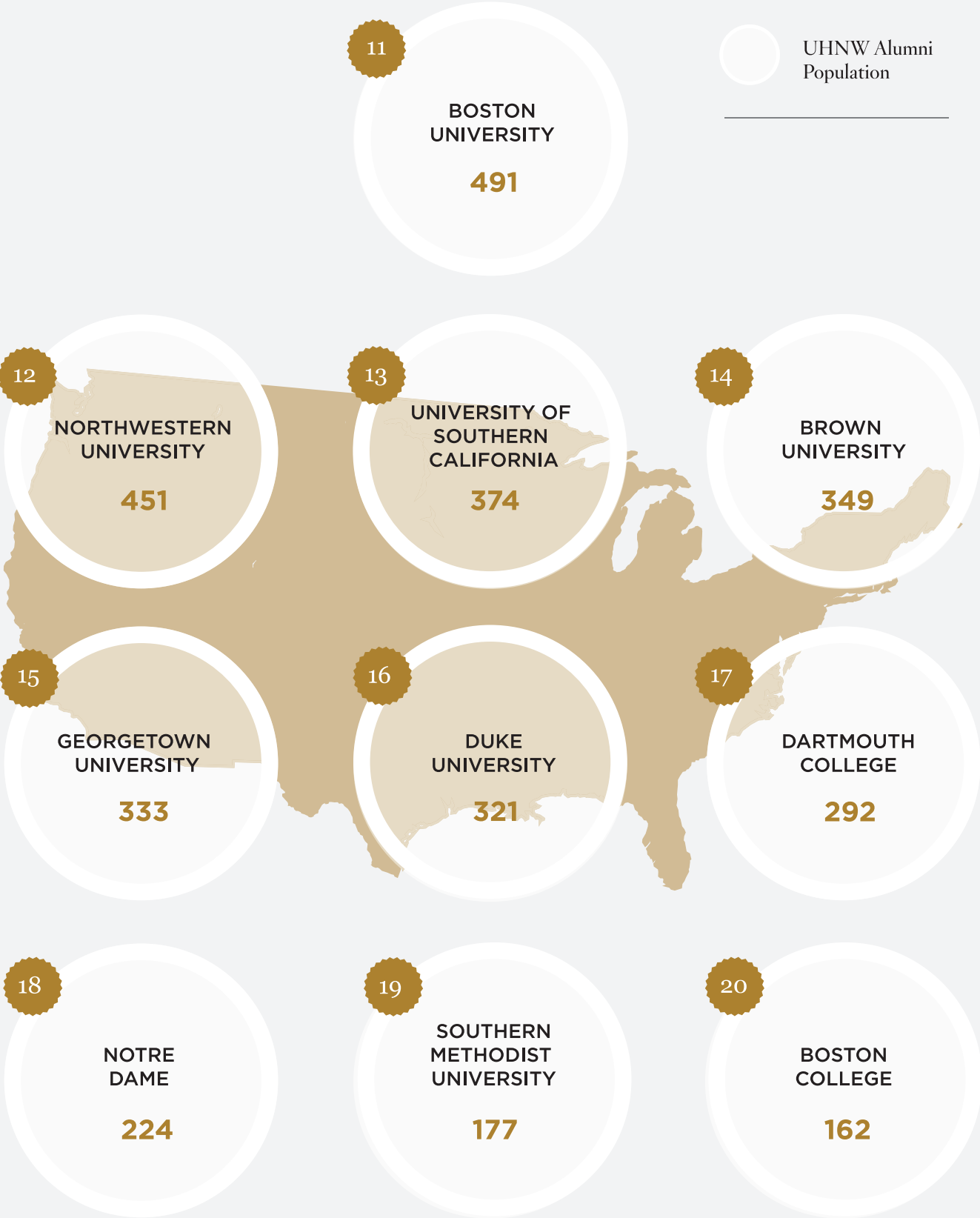
U.S. Private Universities

UHNW Alumni  
Population



U.S. Private Universities

UHNW Alumni  
Population



TOTAL

13,374

## U.S. Private Universities League Table

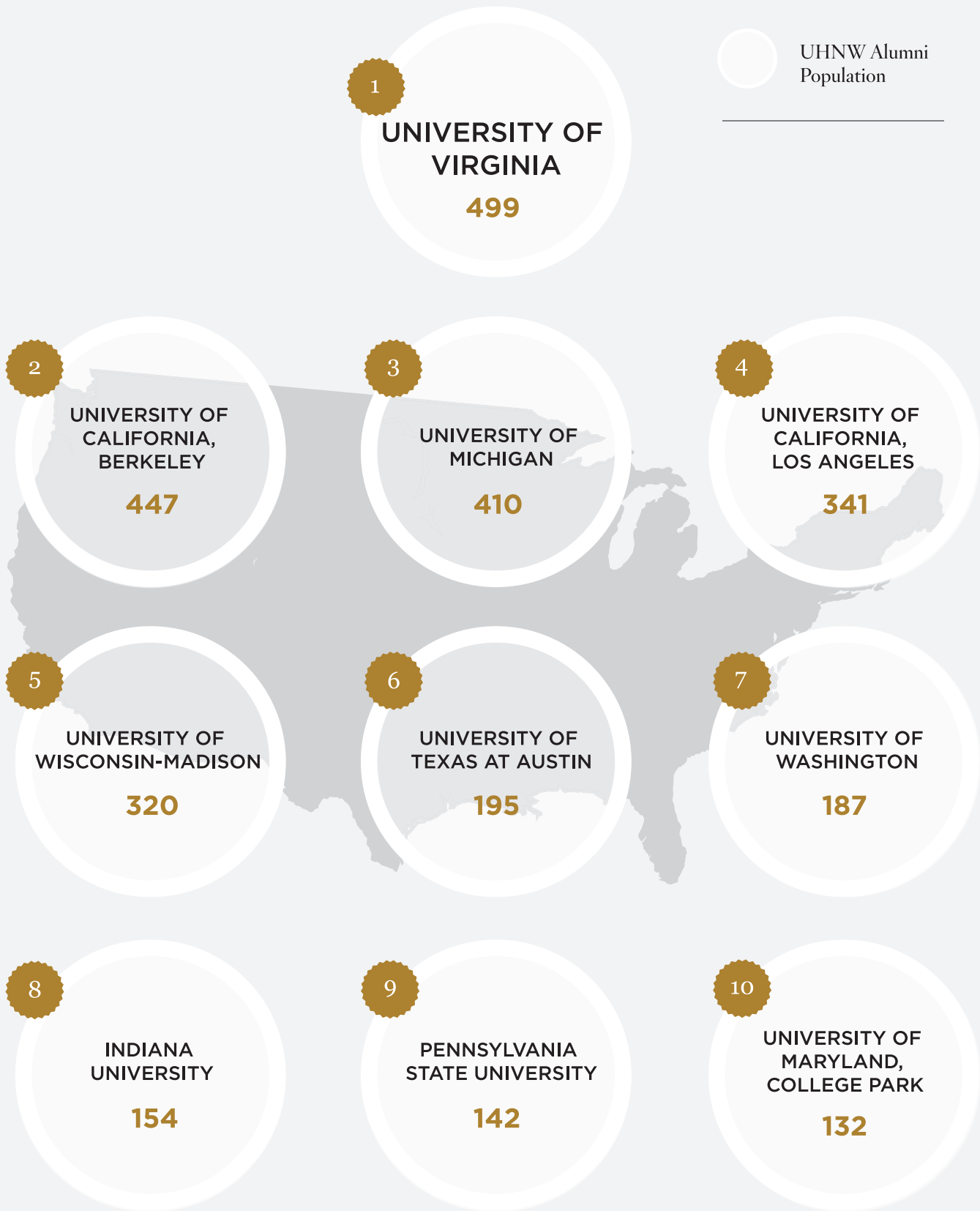
---

US PRIVATE RANK	UNIVERSITY	UHNW ALUMNI POPULATION
1	Harvard University	2964
2	University of Pennsylvania	1502
3	Stanford University	1174
4	Columbia University	889
5	New York University	828
6	University of Chicago	658
7	Massachusetts Institute of Technology	581
8	Yale University	568
9	Cornell University	528
10	Princeton University	508
11	Boston University	491
12	Northwestern University	451
13	University of Southern California	374
14	Brown University	349
15	Georgetown University	333
16	Duke University	321
17	Dartmouth College	292
18	University of Notre Dame	224
19	Southern Methodist University	177
20	Boston College	162
<b>TOTAL</b>		<b>13,374</b>

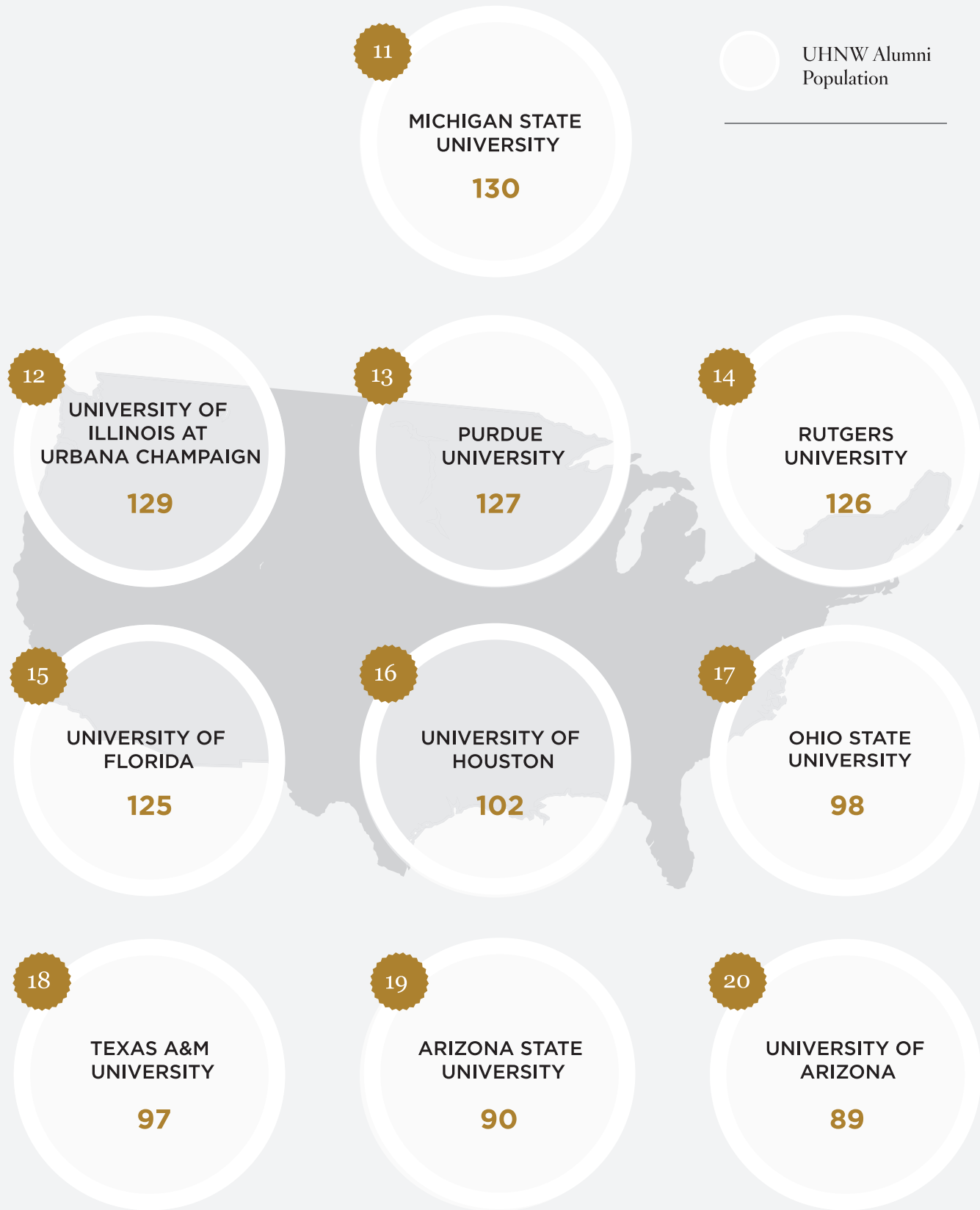


U.S Public Universities

UHNW Alumni  
Population



U.S Public Universities



**TOTAL** 3,940

## U.S. Public Universities League Table

US PUBLIC RANK	UNIVERSITY	UHNW ALUMNI POPULATION
1	University of Virginia	499
2	University of California, Berkeley	447
3	University of Michigan	410
4	University of California, Los Angeles	341
5	University of Wisconsin-Madison	320
6	University of Texas at Austin	195
7	University of Washington	187
8	Indiana University	154
9	Pennsylvania State University	142
10	University of Maryland, College Park	132
11	Michigan State University	130
12	University of Illinois at Urbana Champaign	129
13	Purdue University	127
14	Rutgers University	126
15	University of Florida	125
16	University of Houston	102
17	Ohio State University	98
18	Texas A&M University	97
19	Arizona State University	90
20	University of Arizona	89
<b>TOTAL</b>		<b>3,940</b>